



Guide

Cost Management with **Subly Guide**

✉ hello@6pmglobal.com 🌐 www.6pmGlobal.com

IT Costs: A Guide to Effective Cost Management

Starting a new tech venture is like going on a thrilling adventure, full of opportunities and challenges. One of the most important things to get right from the start is managing your costs. Imagine it as keeping your ship afloat while you navigate the exciting but unpredictable waters of the startup world.

From day one, staying on top of your expenses, subscriptions, and budgets is key. This is where Subly comes in. Subly is a powerful tool designed specifically to help startups manage their costs effectively. It gives you the tools and insights you need to spend wisely and keep your finances in good shape. With Subly, you can ensure your startup not only survives but thrives.



Importance of Cost Management from Day One

For startups, every dollar counts. Mismanaging expenses, especially in the early stages, can lead to cash flow problems and hinder growth. Establishing cost management practices from day one is crucial for several reasons:

- 1 Sustainability:** Proper cost management ensures that the startup can sustain its operations without running out of funds prematurely.
- 2 Scalability:** Keeping expenses in check allows startups to scale their operations smoothly without financial hiccups.
- 3 Investor Confidence:** Demonstrating effective cost management builds confidence among investors, showcasing that the startup is financially responsible.
- 4 Focus on Core Activities:** By reducing financial stress, startups can focus more on their core activities and innovation rather than worrying about financial stability.

Benefits of Using a Separate IT Cost Management Tool


Managing IT costs is essential for startups, and using a dedicated tool can make a significant difference. Here's why:

- 1 Streamlined Management:** A dedicated tool simplifies the process of managing all your IT expenses in one place. This reduces complexity and saves time.
- 2 Better Visibility** It provides a clear and detailed view of all your IT costs, helping you understand where your money is going and identify potential savings.
- 3 Cost Control:** With a separate tool, you can set budgets, track expenses in real time, and avoid overspending. This ensures financial stability and efficient use of resources.
- 4 Improved Decision-Making:** Access to detailed reports and analytics enables better decision-making by providing insights into spending patterns and areas where you can cut costs.
- 5 Time Savings:** Automating the tracking and management of IT expenses frees up time for you to focus on core business activities and strategic planning.

What Should You Track?

When managing IT costs, it's important to keep an eye on:

- 1 Software Subscriptions:** Track all your software subscriptions to ensure you're using them efficiently and not paying for unused services.
- 1 Cloud Services:** Monitor cloud service expenses to avoid unexpected charges and optimize usage.
- 2 Hardware Purchases:** Keep a record of all hardware purchases and maintenance costs to manage depreciation and replacement schedules.
- 3 IT Support Costs:** Track spending on IT support and services to ensure you're getting value for money.
- 4 Team Cost:** Monitor the costs associated with your IT team, including salaries, benefits, training, and any outsourced services, to ensure optimal resource allocation and cost efficiency.



How Should You Reduce IT Costs?

Reducing IT costs involves several strategies:

- 1 Optimize Subscriptions:** Regularly review your software and service subscriptions to eliminate those that are no longer needed or can be replaced with more cost-effective alternatives.
- 2 Negotiate with Vendors:** Don't hesitate to negotiate better terms with your vendors, whether it's for software, cloud services, or hardware.
- 3 Implement Usage Policies:** Establish clear usage policies to prevent overuse and waste of resources.
- 4 Leverage Free or Open-Source Solutions:** Consider using free or open-source software where possible to reduce costs.

Why Should You Centralize All IT Costs?

Centralizing all IT costs has several advantages:

- 1 Simplified Management:** Centralization makes it easier to manage and track all IT-related expenses, reducing the risk of oversight and duplication.
- 2 Better Negotiation Power:** Consolidating your IT spending can give you greater leverage when negotiating with vendors for better rates.
- 3 Improved Visibility and Control:** Having all IT costs in one place provides a comprehensive view of your spending, making it easier to identify and address inefficiencies.



Budgeting and Forecasting

Effective budgeting and forecasting are crucial for managing IT costs. Here's how a tool helps:

- 1 Set Realistic Budgets:** A dedicated tool allows you to set and manage budgets for different IT categories, ensuring you stay within your financial limits.
- 2 Forecast Future Expenses:** By analyzing historical data, the tool helps you predict future IT costs, making it easier to plan and allocate resources effectively.

Are Alerts Important?

Yes, alerts are essential for effective IT cost management:

- 1 Stay Informed:** Customizable alerts keep you informed about upcoming payments, subscription renewals, and budget overruns.
- 2 Prevent Overspending:** Alerts help prevent overspending by notifying you when you're approaching or exceeding your budget limits.
- 3 Timely Action:** By receiving timely notifications, you can take prompt action to address any issues, ensuring better control over your IT costs.

5 Steps to Get Started with Tracking IT Costs

Effective IT cost management is crucial for startups to maintain financial health and allocate resources wisely. The 6PM model, a well-regarded approach to cost management, recommends using Subly for better IT cost management. Here's a step-by-step guide to getting started with Subly, as suggested by the 6PM model:



1 Select a Tool: Subly

What is Subly?

Subly is a comprehensive cost management software designed specifically for startups. It helps streamline subscription management, track expenses, and maintain financial control. The 6PM model highlights Subly as an essential tool for startups looking to manage IT costs effectively.



Key Features and Capabilities

- **Centralized Subscription Management:** Manage all your subscriptions in one place.
- **Automated Expense Tracking:** Reduce manual effort and avoid missing any costs.
- **Budgeting and Forecasting:** Set budgets and predict future expenses.
- **Customizable Alerts and Notifications:** Stay informed about payments and budget limits.
- **Detailed Reports and Analytics:** Gain insights into spending patterns.

Should You Use Subly If You're Already Using an Accounting Management Software Like QuickBooks?

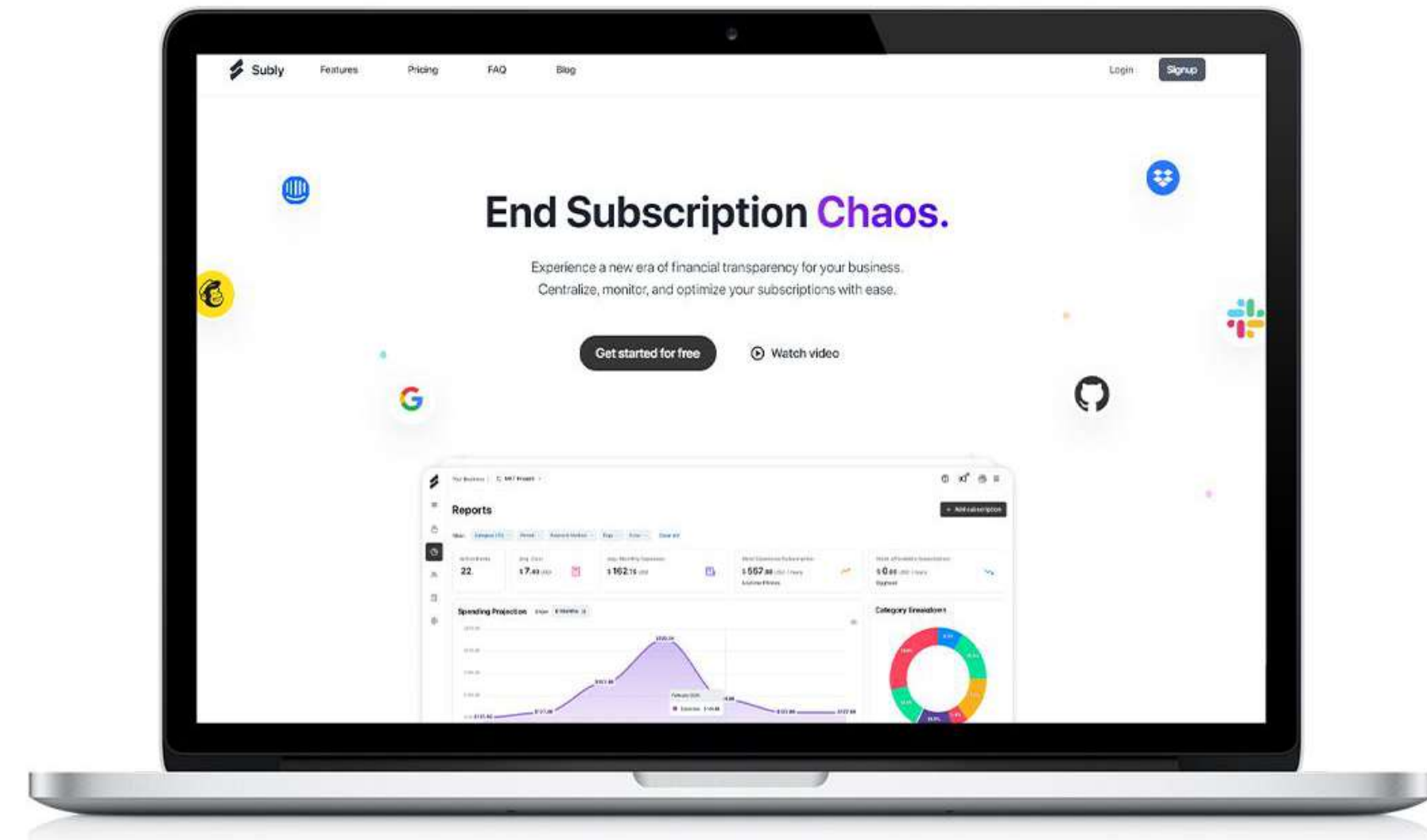
If you're already using QuickBooks for your accounting needs, you might wonder if there's any additional benefit to using Subly. Here's a detailed comparison to help you decide:



Key Differences Between QuickBooks and Subly

Purpose and Specialization

- **QuickBooks:** Primarily an accounting management software, QuickBooks handles a wide range of financial tasks including invoicing, payroll, expense tracking, and financial reporting. It is designed to manage your overall business finances efficiently.
- **Subly:** Specializes in IT cost management, focusing on tracking and optimizing IT-related expenses such as software subscriptions, cloud services, hardware purchases, and IT support costs.



Advantages of Adding Subly

Focused IT Cost Management

- **Dedicated IT Tracking:** Subly provides detailed tracking of IT-specific costs that QuickBooks, with its broader accounting focus, may not offer as comprehensively. This includes precise monitoring of software subscriptions, cloud services, and hardware purchases.
- **Optimization Tools:** Subly includes tools specifically designed to optimize IT expenses, helping you avoid unnecessary costs and ensure efficient use of resources.

User-Friendly Interface

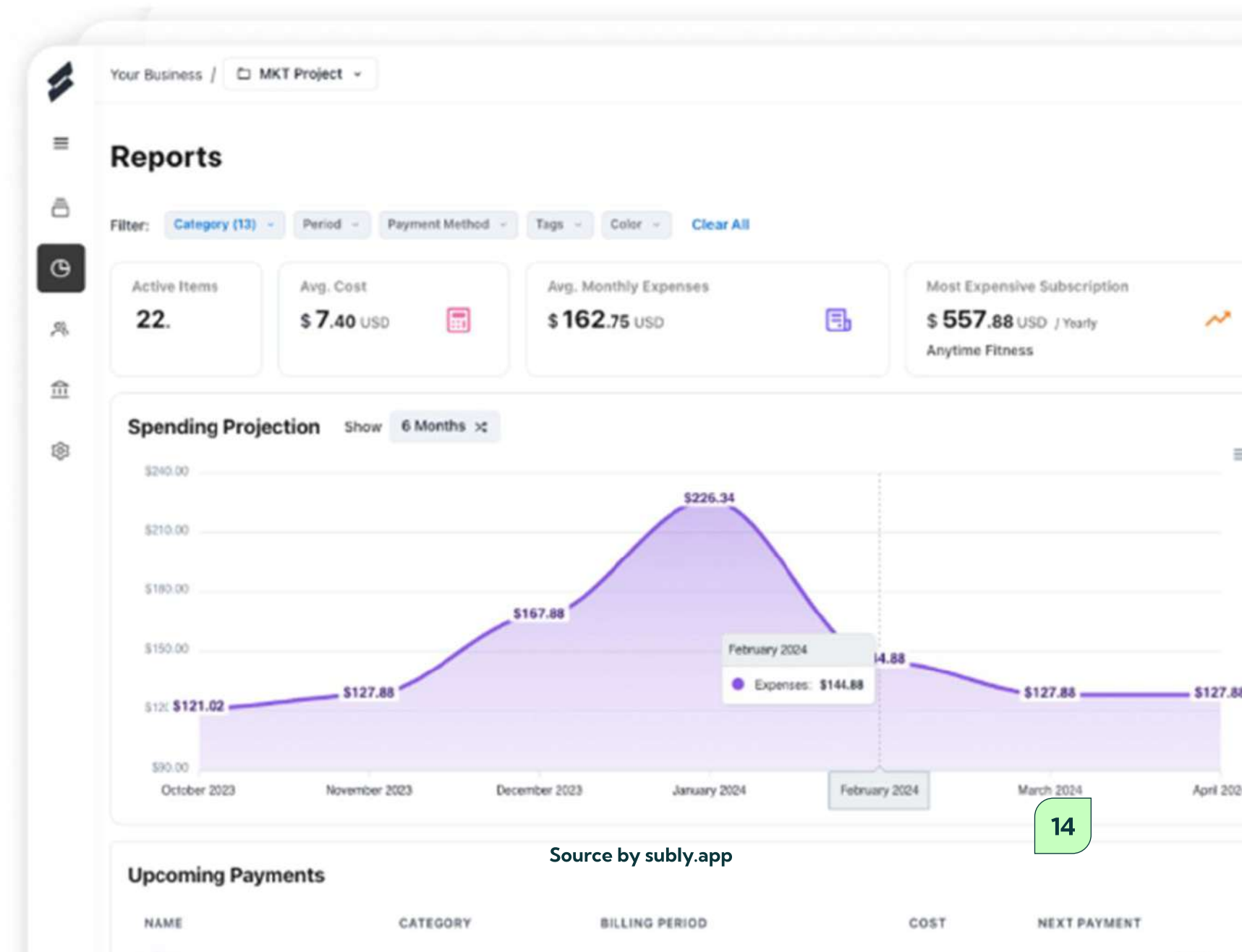
- **Tailored for IT Expenses:** Subly's interface is designed for ease of use specifically in the realm of IT cost management, making it simple to navigate and manage IT-related expenses without the need for extensive training.
- **Simplified Reports:** Generates reports targeted at IT expenditures, making it easier to identify cost-saving opportunities and areas for improvement.

2 Add All Types of Costs Properly

Following the 6PM model's recommendation, start by adding all your IT-related costs into Subly. This includes:

- **Software Subscriptions:** Enter details of all software subscriptions your startup uses, such as GitHub, Jira, Docker, IntelliJ IDEA, Slack, etc.
- **Cloud Services:** Add cloud service expenses to keep track of usage and costs. For example, AWS, Google Cloud, Microsoft Azure, etc.
- **Hardware Purchases:** Record all hardware purchases and maintenance costs.
- **IT Support Costs:** Include expenses related to IT support and services.

Ensure that all costs are categorized correctly to make tracking and reporting easier.



Add and Manage Subscriptions

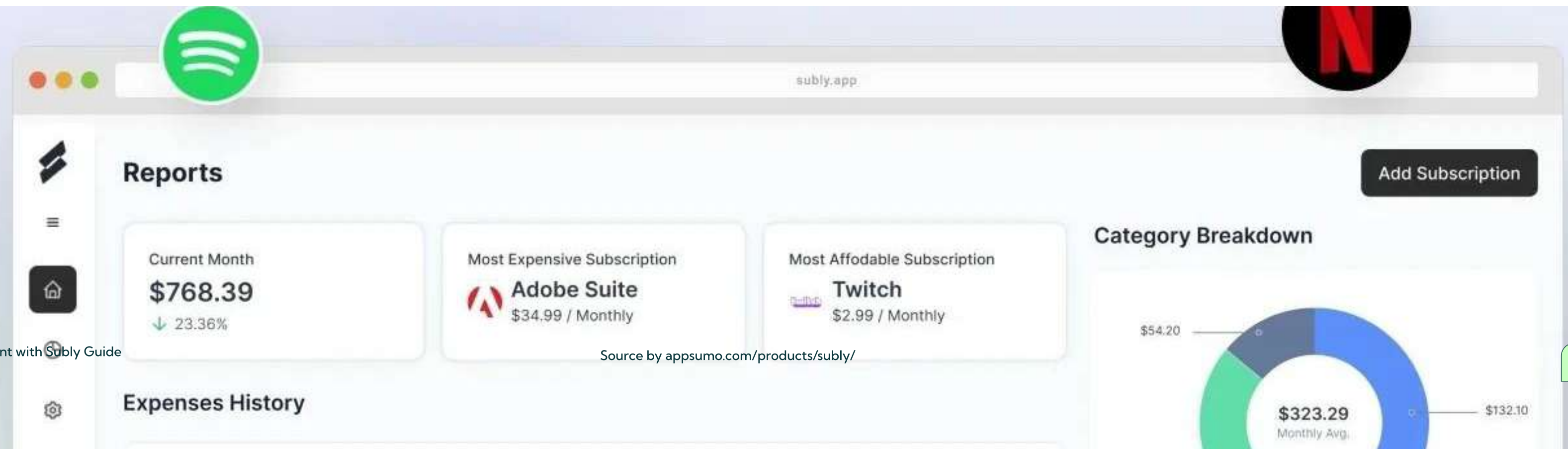
Use Subly to add and manage your subscriptions efficiently:

- **Adding Subscriptions:** Enter details such as subscription name, cost, billing cycle, and renewal dates.
- **Managing Subscriptions:** Regularly review and update subscription details. Cancel any unused or redundant subscriptions to save costs.

Track IT Expenses and Payments

Subly automates the tracking of expenses and payments:

- **Expense Tracking:** Automatically track all your expenses in real-time, reducing manual data entry.
- **Payment Reminders:** Set up reminders for upcoming payments to avoid late fees and service interruptions.
- **Expense Categorization:** Categorize expenses for better visibility and control.



3 Set IT Budgets and Monitor Spending

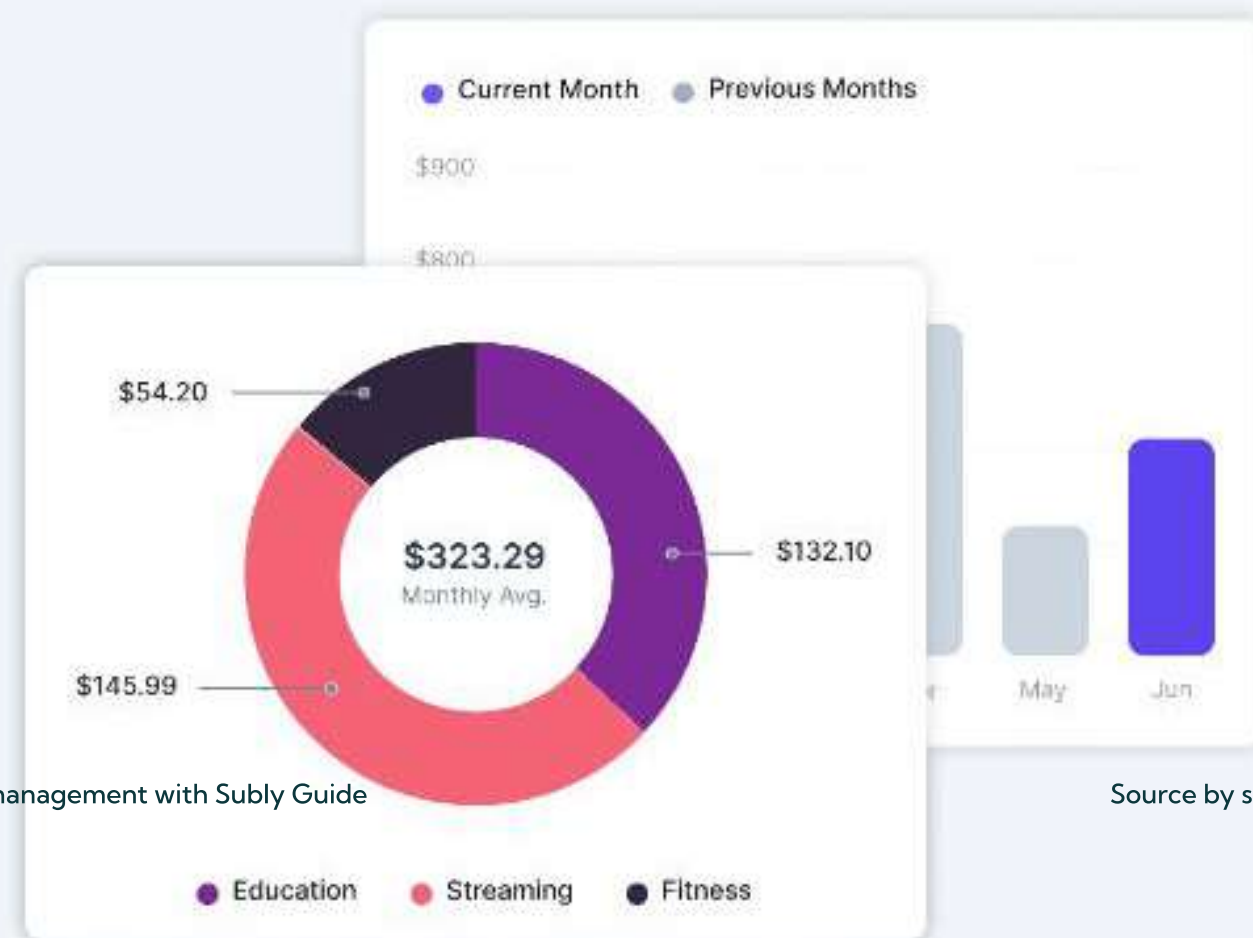
Effective budgeting and monitoring are important for managing IT costs. The 6PM model suggests:

- **Set Budgets:** Use Subly to set budgets for different IT categories. This helps in planning and controlling expenses.
- **Monitor Spending:** Keep an eye on your spending against the set budgets. Subly provides real-time updates on your financial status.

4 Generating IT Reports and Insights & Leveraging Analytics for Better Decision Making

Following the 6PM model, generate detailed reports and leverage analytics with Subly:

- **Generate Reports:** Subly generates detailed reports on your IT costs, providing a clear Overview of your financial health.
- **Leverage Analytics:** Use the analytics tools in Subly to gain insights into your spending patterns. This helps in identifying areas where you can cut costs and optimize spending.
- **Informed Decision-Making:** With accurate data and insights, make informed decisions to improve your cost management strategy.








Cost management with Subly Guide

Source by subly.app

5 Customize Notifications and Alerts & Collaborative Features for Team Use

The 6PM model emphasizes the importance of customizable notifications and collaborative features in Subly:

- **Customizable Alerts:** Set up alerts for upcoming payments, renewals, and budget limits. Stay informed and take timely action to avoid overspending.
- **Collaborative Features:** Subly allows multiple team members to access and manage IT costs. This promotes collaboration and ensures everyone is on the same page.
- **Team Notifications:** Customize notifications for different team members to keep everyone updated on financial matters.

	Dropbox Cloud Storage	\$16.99 /Month	...
	G Suite Productivity	\$9.99 /Month	...
	Spotify Music Streaming	\$6.99 /Month	...
	Discord Nitro Communication	\$99.99 /Year	...
	Trello Productivity	\$5.00 /Month	...

Case Studies and Success Stories

Learning from the experiences of other startups can provide valuable insights into effective IT cost management. Here are some examples of startups that have successfully used Subly to streamline their expenses and optimize their financial health.

Examples of Startups Successfully Using Subly

1 Tech Innovators Inc.

Tech Innovators Inc., a rapidly growing software development company, faced challenges in managing its numerous software subscriptions and cloud service expenses. By implementing Subly, they achieved:

- **Centralized Cost Management:** Tech Innovators Inc. used Subly to centralize all their subscription and service costs, making it easier to track and manage expenses.
- **Automated Expense Tracking:** Subly's automated tracking feature reduced the manual workload, allowing the finance team to focus on strategic planning.
- **Budget Control:** With Subly, they set and adhered to budgets, which helped in preventing overspending and allocating resources more effectively.



2 GreenTech Solutions

GreenTech Solutions, a startup in the renewable energy sector, needed a robust tool to manage its growing IT costs. They chose Subly and achieved:

- **Enhanced Visibility:** Subly provided a clear overview of all IT-related expenses, helping GreenTech identify cost-saving opportunities.
- **Timely Alerts:** Customizable alerts and notifications ensured they never missed a payment or exceeded their budget.
- **Improved Decision-Making:** Detailed reports and analytics from Subly enabled the management team to make informed financial decisions.

3 HealthTech Innovations

HealthTech Innovations, a startup focused on developing healthcare technologies, struggled with forecasting and budgeting their IT expenses. Subly helped them in:

- **Accurate Budgeting and Forecasting:** Subly's budgeting tools allowed HealthTech to predict future expenses accurately and allocate resources efficiently.
- **Cost Optimization:** By regularly reviewing their spending patterns through Subly, HealthTech optimized their costs, eliminating unnecessary expenses.
- **Collaboration and Transparency:** Subly's collaborative features ensured that all team members were on the same page regarding financial matters, fostering a culture of transparency.

Lessons Learned and Key Takeaways



1 Centralization is Key

Centralizing IT cost management using Subly, as suggested by the 6PM model, simplifies the process and provides a comprehensive view of all expenses. This centralization helps in identifying redundant costs and optimizing spending.

2 Automation Saves Time and Reduces Errors

Automating expense tracking and management with Subly reduces the manual workload and minimizes the risk of human error. This allows startups to focus more on growth and innovation.

3 Regular Review and Optimization

Regularly reviewing spending patterns and subscription usage can reveal cost-saving opportunities. Subly's detailed reports and analytics make this process straightforward and effective.

4 Importance of Customizable Alerts

Setting up alerts and notifications in Subly ensures that startups stay on top of their payments and budgets. Timely reminders help in avoiding late fees and unexpected overspending.

5 Collaboration Enhances Financial Control

Using Subly's collaborative features allows multiple team members to manage and track IT costs. This promotes transparency and ensures everyone is informed about the financial health of the startup.



Wrapping It Up: Mastering IT Cost Management With Subly

Effective IT cost management is important for the success and sustainability of tech startups. The 6PM model emphasizes the importance of using dedicated tools like Subly to streamline and optimize IT expenses from day one of a tech startup.

Subly offers a comprehensive suite of features, including centralized subscription management, automated expense tracking, budgeting, forecasting, and customizable alerts, all designed to help startups maintain financial health and focus on growth.



The 6PM Way

So, why settle for the usual struggles when you can step up with the 6PM model? Dive into a world where tech team building is demystified, and every step you take is a step towards success. Ready to revolutionize your approach and truly capitalize on global talent? Let's make it happen with the 6PM model. Your journey to tech excellence starts here!

[Talk to a CTO Now](#)

- Forming the Right Technology Stack & Strategy**

Our model ensures you get a technical advisor, CTO, or someone equivalent as soon as possible for technical strategy building, either part-time, full-time, or on demand. We'll help define and implement your comprehensive technology strategy by collaborating with stakeholders to identify and address technology needs and opportunities.
- Building & Leading a High-Velocity Remote Team**

We'll head the engineering team in charge of infrastructure while continuing to build out the company's technology backbone. We'll also create a timeline for development and deployment. We'll connect you with a performing technology team to ensure you build at high velocity.
- Ensuring ROI on Your Technology Investments**

Ensuring ROI on Your Technology Investments By setting up the correct KPI, we'll track the technology department's budget and ensure ROI on technology investments.

6:PM